



CIN: L65190MH2004GOI148838

आईडीबीआई बैंक लिमिटेड

पंजीकृत कार्यालय : आईडीबीआई टॉवर,

डब्ल्यूटीसी कॉम्प्लेक्स, कफ परेड,

मुंबई - 400 005.

टेलिफोन : (+91 22) 6655 3355, 2218 9111

फैक्स : (+91 22) 2218 0411

वेबसाइट : www.idbi.com

IDBI Bank Limited

Regd. Office : IDBI Tower,

WTC Complex, Cuffe Parade,

Mumbai - 400 005.

TEL.: (+91 22) 6655 3355, 2218 9111

FAX : (+91 22) 2218 0411

Website : www.idbi.com

9 जुलाई 2021

The Manager (Listing) BSE Ltd., 25th Floor, Phiroze Jeejeebhoy Towers, Dalal Street, Fort, Mumbai – 400 001	The Manager (Listing) National Stock Exchange of India Ltd., Exchange Plaza, 5th Floor, Plot No. C/1, G Block, Bandra Kurla Complex, Bandra(E), Mumbai – 400 051
---	---

Dear Sir/Madam,

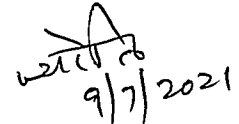
**Shareholding Pattern of IDBI Bank Ltd. –
Quarter ended June 30, 2021**

In terms of Regulation 31(1) (b) of SEBI (Listing Obligations and Disclosure Requirements) Regulations, 2015, we forward herewith shareholding pattern of IDBI Bank Limited as on June 30, 2021.

Kindly acknowledge receipt and take the above on record.

भवदीया,

कृते आईडीबीआई बैंक लिमिटेड


9/7/2021

[ज्योति नायर]

कंपनी सचिव

संलग्न: उपर्युक्त

Format of Holding of Specified securities

1. Name of Listed Entity: IDBI BANK LIMITED
2. Scrip Code/Name of Scrip/Class of Security: 500116, IDBI, EQUITY SHARES
3. Share Holding Pattern Filed under: Reg. 31(1)(a)/Reg.31(1)(b)/Reg.31(1)(c)
 - a. if under 31(1)(b) then indicate the report for quarter ending 30/06/2021
 - b. if under 31(1)(c) then indicate date of allotment/extinguishment
4. Declaration : The Listed entity is required to submit the following declaration to the extent of submission of information:

	Particulars	YES*	NO*
a	Whether the Listed Entity has issued any partly paid up shares		NO
b	Whether the Listed Entity has issued any Convertible Securities or Warrants?		NO
c	Whether the Listed Entity has any shares against which depository receipts are issued?		NO
d	Whether the Listed Entity has any shares in locked-in?	YES	
e	Whether any shares held by promoters are pledge or otherwise encumbered?		NO

*if the Listed Entity selects the option 'NO' for the questions above, the columns for the partly paid up shares, Outstanding Convertible Securities/Warrants, depository receipts, locked-in shares, No of shares pledged or otherwise encumbered by promoters, as applicable, shall not be displayed at the time of dissemination on the Stock Exchange website. Also wherever there is 'No' declared by Listed entity in above table the values will be considered as 'Zero' by default on submission of the format of holding of specified securities.

- 5 The tabular format for disclosure of holding of specified securities is as follows:



Table I - Summary Statement holding of specified securities

Category	Category of Shareholder	No of Shareholders	No of fully paid up equity shares held	No of Partly paid-up equity shares held	No of Shares Underlying Depository Receipts	Total No of Shares Held (VII) = (IV)+(V)+(VI)	Shareholding as a % of total no of shares (As a % of (A+B+C2))	Number of Voting Rights held in each class of securities			No of Shares Underlying Outstanding convertible securities (Including Warrants)	Shareholding as a % assuming full conversion of convertible Securities (as a percentage of diluted share capital)	Number of Locked In Shares		Number of Shares pledged or otherwise encumbered		Number of equity shares held in dematerialized form		
								No of Voting Rights		Total as a % of (A+B+C)			No.	As a % of total Shares	No.	As a % of total Shares			
								Class X	Class Y	Total									
(I)	(II)	(III)	(IV)	(V)	(VI)	(VII)	(VIII)	(IX)	(X)	(XI)	(XII)	(XIII)	(XIV)						
(A)	Promoter & Promoter Group	2	10183974842	0	0	10183974842	94.71	10183974842	0	10183974842	94.71	D	94.71	3623377775	35.58	D	D.00	10183974842	
(B)	Public	580133	568427333	0	0	568427333	5.29	568427333	0	568427333	5.29	0	5.29	0	D.00	NA	NA	D.00	559743820
(C)	Non Promoter-Non Public																		
(C1)	Shares underlying DRs	0	D	D	0	D	NA	D	D	0	D.00	0	NA	0	0.00	NA	NA	D	D
(C2)	Shares held by Employes Trusts	0	D	D	D	D	0.00	D	D	0	D.00	0	0.00	D	D.00	NA	NA	D	D
	Total:	580135	10752402175	D	D	10752402175	100.00	10752402175	D	10752402175	100.00	D	100.00	3623377775	33.70	D	D.00	10743718662	



Table II - Statement showing shareholding pattern of the Promoter and Promoter Group

Category	Category & Name of the Shareholder	PAN	No of Shareholders	No of fully paid up equity shares held	No of Partly paid-up equity shares held	No of Shares Underlying Depository Receipts	Total No of Shares Held (N+V+VI)	Shareholding as a % of total no of shares (calculated as per SCRR, 1957 (VII) As a % of (A+B+C2)	Number of Voting Rights held in each class of securities			No of Shares Underlying Outstanding convertible securities (including Warrants)	Shareholding as a % assuming full conversion of convertible Securities (as a percentage of diluted share capital) (VII)+(X) As a % of (A+B+C2)	Number of Locked in Shares		Number of Shares pledged or otherwise encumbered		Number of equity shares held in dematerialized form
									No of Voting Rights	Total as a % of (A+B+C)				No.	As a % of total Shares held	No.	As a % of total Shares held	
									Class X	Class Y	Total							
	(I)	(II)	(III)	(IV)	(V)	(VI)	(VII)	(VIII)			(IX)	(X)	(XI)	(XII)		(XIII)		(XIV)
(1)	Indian																	
(a)	Individuals/Hindu undivided Family		0	0	0	0	0	0.00	0	0	0	0.00	0	0.00	0	0.00	0	0.00
(b)	Central Government/State Government(s)		1	4889871903	0	0	4889871903	45.48	4889871903	0	4889871903	45.48	45.48	727526249	14.88	0	0.00	4889871903
	PRESIDENT OF INDIA	1204720012202990	1	4889871903	0	0	4889871903	45.48	4889871903	0	4889871903	45.48	45.48	727526249	14.88	0	0.00	4889871903
(c)	Financial Institutions/Banks		1	5294102939	0	0	5294102939	49.24	5294102939	0	5294102939	49.24	49.24	2895851526	54.70	0	0.00	5294102939
	LIFE INSURANCE CORPORATION OF INDIA	AAACLO582H	1	5294102939	0	0	5294102939	49.24	5294102939	0	5294102939	49.24	49.24	2895851526	54.70	0	0.00	5294102939
(d)	Any Other		0	0	0	0	0	0.00	0	0	0	0.00	0.00	0	0.00	0	0.00	0
	Sub-Total (A)[1]		2	10183974842	0	0	10183974842	94.71	10183974842	0	10183974842	94.71	94.71	3623377775	35.58	0	0.00	10183974842
(2)	Foreign																	
(a)	Individuals (Non-Resident Individuals/Foreign Individuals)		0	0	0	0	0	0.00	0	0	0	0.00	0	0.00	0	0.00	0	0.00
(b)	Government		0	0	0	0	0	0.00	0	0	0	0.00	0	0.00	0	0.00	0	0.00
(c)	Institutions		0	0	0	0	0	0.00	0	0	0	0.00	0	0.00	0	0.00	0	0.00
(d)	Foreign Portfolio Investor		0	0	0	0	0	0.00	0	0	0	0.00	0	0.00	0	0.00	0	0.00
(e)	Any Other		0	0	0	0	0	0.00	0	0	0	0.00	0	0.00	0	0.00	0	0.00
	Sub-Total (A)[2]		0	0	0	0	0	0.00	0	0	0	0.00	0	0.00	0	0.00	0	0.00
	Total Shareholding of Promoter and Promoter Group (A)=(A)[1]+(A)[2]		2	10183974842	0	0	10183974842	94.71	10183974842	0	10183974842	94.71	94.71	3623377775	35.58	0	0.00	10183974842




Table III - Statement showing shareholding pattern of the Public shareholder

Category	Category & Name of the Shareholder	PAN	No of Shareholders	No of fully paid up equity shares held	No of Partly paid-up equity shares held	No of Shares Underlying Depository Receipts	Total No of Shares Held (IV+V+VI)	Shareholding as a % of total no of shares (A+B+C2)	Number of Voting Rights held in each class of securities			No of Shares Underlying Outstanding convertible securities (including Warrants)	Shareholding as a % assuming full conversion of convertible Securities (as a percentage of diluted share capital)	Number of Locked in Shares		Number of Shares pledged or otherwise encumbered		Number of equity shares held in dematerialized form	
									Class X	Class Y	Total			Total as a % of (A+B+C)	No.	As a % of total Shares	No.		As a % of total Shares held
(I)	(II)	(III)	(IV)	(V)	(VI)	(VII)	(VIII)	(IX)	(X)	(XI)	(XII)	(XIII)	(XIV)						
(1)	Institutions																		
(a)	Mutual Funds		8	3113578	0	0	3113578	0.03	3113578	0	3113578	0.03	0	0.00	NA	NA			3113578
(b)	Venture Capital Funds		0	0	0	0	0	0.00	0	0	0	0.00	0	0.00	NA	NA			0
(c)	Alternate Investment Funds		0	0	0	0	0	0.00	0	0	0	0.00	0	0.00	NA	NA			0
(d)	Foreign Venture Capital Investors		0	0	0	0	0	0.00	0	0	0	0.00	0	0.00	NA	NA			0
(e)	Foreign Portfolio Investors		7	4525076	0	0	4525076	0.04	4525076	0	4525076	0.04	0	0.00	NA	NA			4524976
(f)	Financial Institutions/Banks		27	123598257	0	0	123598257	1.15	123598257	0	123598257	1.15	0	0.00	NA	NA			123592077
(g)	Insurance Companies		4	12778869	0	0	12778869	0.12	12778869	0	12778869	0.12	0	0.00	NA	NA			12778869
(h)	Provident Funds/Pension Funds		0	0	0	0	0	0.00	0	0	0	0.00	0	0.00	NA	NA			0
(i)	Any Other																		
(j)	Qualified Institutional Buyer		1	6476683	0	0	6476683	0.06	6476683	0	6476683	0.06	0	0.00	NA	NA			6476683
	Sub Total (B)(1)		47	150492463	0	0	150492463	1.40	150492463	0	150492463	1.40	0	0.00	NA	NA			150486183
(2)	Central Government/State Government(s)/President of India		0	0	0	0	0	0.00	0	0	0	0.00	0	0.00	NA	NA			0
	Sub Total (B)(2)		0	0	0	0	0	0.00	0	0	0	0.00	0	0.00	NA	NA			0
(3)	Non-Institutions																		
(a)	i. Individual shareholders holding nominal share capital up to Rs.2 L		562906	255867764	0	0	255867764	2.38	255867764	0	255867764	2.38	0	0.00	NA	NA			248371896
	ii. Individual shareholders holding nominal share capital in excess o		1518	92993862	0	0	92993862	0.86	92993862	0	92993862	0.86	0	0.00	NA	NA			92965382
(b)	N8FCs Registered with RBI		2	5745	0	0	5745	0.00	5745	0	5745	0.00	0	0.00	NA	NA			5745
(c)	Employee Trusts		0	0	0	0	0	0.00	0	0	0	0.00	0	0.00	NA	NA			0
(d)	Overseas Depositories (Holding DRs) (Balancing figure)		0	0	0	0	0	0.00	0	0	0	0.00	0	0.00	NA	NA			0
(e)	Any Other																		
	TRUSTS		44	338424	0	0	338424	0.00	338424	0	338424	0.00	0	0.00	NA	NA			315384
	NON RESIDENT INDIANS		4592	8364526	0	0	8364526	0.08	8364526	0	8364526	0.08	0	0.00	NA	NA			7380115
	CLEARING MEMBERS		260	7129194	0	0	7129194	0.07	7129194	0	7129194	0.07	0	0.00	NA	NA			7129194
	DIRECTORS		2	28600	0	0	28600	0.00	28600	0	28600	0.00	0	0.00	NA	NA			28600
	SOCIETIES		5	24800	0	0	24800	0.00	24800	0	24800	0.00	0	0.00	NA	NA			0
	NRI NON-REPATRIATION		1556	3393929	0	0	3393929	0.03	3393929	0	3393929	0.03	0	0.00	NA	NA			3393929
	BODIES CORPORATES		1618	28275547	0	0	28275547	0.26	28275547	0	28275547	0.26	0	0.00	NA	NA			28154913
	I E P F		1	5873056	0	0	5873056	0.05	5873056	0	5873056	0.05	0	0.00	NA	NA			5873056
	H U F		7582	15639423	0	0	15639423	0.15	15639423	0	15639423	0.15	0	0.00	NA	NA			15639423
	Sub Total (B)(3)		580086	417934870	0	0	417934870	3.89	417934870	0	417934870	3.89	0	0.00					409257637
	Total Public Shareholding (B) = (B)(1)+(B)(2)+(B)(3)		580133	568427333	0	0	568427333	5.29	568427333	0	568427333	5.29	0	0.00					559743820




Table IV - Statement showing shareholding pattern of the Non Promoter - Non Public Shareholder

Category	Category & Name of the Shareholder	PAN	No of Shareholders	No of fully paid up equity shares held	No of Partly paid-up equity shares held	No of Shares Underlying Depository Receipts	Total No of Shares Held [(V)+(VI)]	Shareholding as a % of total no of shares [A/(B+C)]	Number of Voting Rights held in each class of securities			No of Shares Underlying Outstanding convertible securities (including Warrants)	Shareholding as a % assuming full conversion of convertible Securities (as a percentage of diluted share capital)	Number of Locked in Shares		Number of Shares pledged or otherwise encumbered		Number of equity shares held in dematerialized form
									Class X	Class Y	Total			Total as a % of (A+B+C)	No.	As a % of total Shares held	No.	
	(i)	(ii)	(iii)	(iv)	(v)	(vi)	(vii)	(viii)	(ix)	(x)	(xi)	(xii)	(xiii)	(xiv)	(xv)	(xvi)	(xvii)	(xviii)
(1)	Custodian/DR Holder		0	0	0	0	0	0.00	0	0	0	0	0.00	0	0.00	NA	NA	0
(2)	Employee Benefit Trust (under SEBI/Share based Employee Benefit) Reg.		0	0	0	0	0	0.00	0	0	0	0	0.00	0	0.00	NA	NA	0
	Total Non-Promoter-Non Public Shareholding (C) = (C1)+(C2)		0	0	0	0	0	0.00	0	0	0	0	0.00	0	0.00			0



Details of the shareholders acting as persons in Concert including their Shareholding:			
Name of Shareholder	Name of PAC	No of shares	Holding%
Life Insurance Corporation of India	LIC & Associates	5294102939	49.24
Total:		5294102939	49.24



Details of Shares which remain unclaimed may be given hear along with details such as number of shareholders,	
No of Shareholders	No of shares
17	3280

