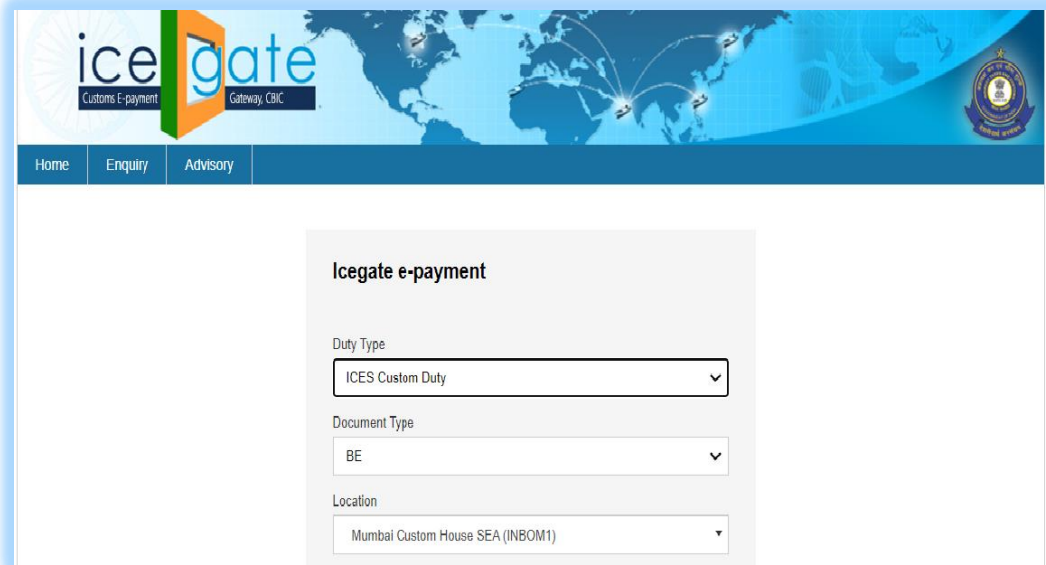


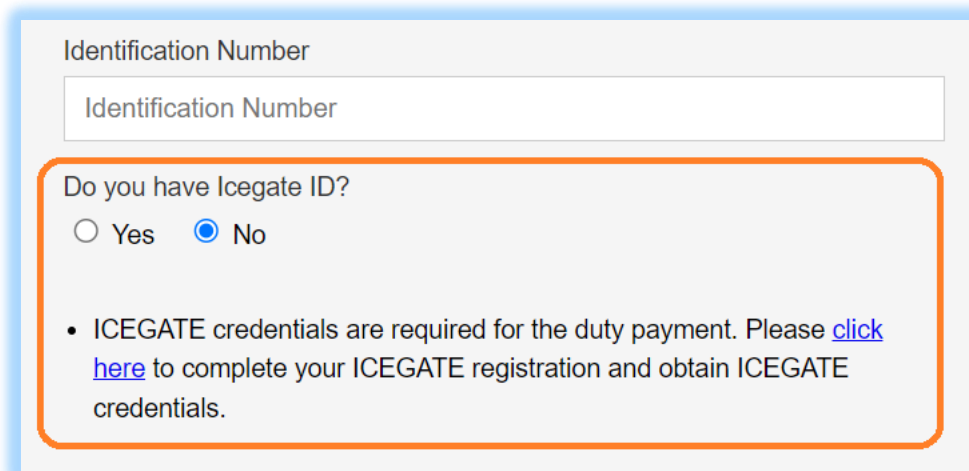
## Process flow for ICEGATE Payment using IDBI Bank Corporate Net banking module

1. Visit ICEGATE portal <https://cbicpay.icegate.gov.in/iceepay/> for ICES Customs duty, SEZ Customs Duty, ECCS, Central Excise and Service Tax and Top-up challans payment. The payment on ICEGATE portal is allowed between 1.30 AM and 11.00 PM. It is advised to either approve or reject customs duty payment transaction on same day.
2. Fill in Duty type, Document type, Location, ID Number to get unpaid challans list.



The screenshot shows the ICEGATE e-payment portal interface. At the top, there is a navigation bar with 'Home', 'Enquiry', and 'Advisory' links. Below the navigation bar, the main content area features a form titled 'Icegate e-payment'. The form contains three dropdown menus: 'Duty Type' with 'ICES Custom Duty' selected, 'Document Type' with 'BE' selected, and 'Location' with 'Mumbai Custom House SEA (INBOM1)' selected. The background of the page features a world map and the ICEGATE logo.

3. If Identification Number is unavailable, register with ICEGATE for credentials. Screen shot as below.



The screenshot shows a registration form for ICEGATE. It includes a text input field for 'Identification Number'. Below this, there is a question: 'Do you have Icegate ID?' with two radio button options: 'Yes' and 'No'. The 'No' option is selected. Below the question, there is a bullet point: 'ICEGATE credentials are required for the duty payment. Please [click here](#) to complete your ICEGATE registration and obtain ICEGATE credentials.'

4. Upto maximum 10 challans may be selected at a time for payments. Click “Confirm Challan”.

**List of unpaid challans**

Identification Number : 0302051139      Location Code : Sahar Air Cargo ACC(INBOM4)

Document Type : BE

S.No.	Select	Challan No.	Challan Date	Document Number	Document Date	Total Amount
1	<input type="checkbox"/>	2042950750	Jun 5, 2023 3:03:56 AM	4693399	17-02-2023	383322
2	<input type="checkbox"/>	2042949960	Jun 5, 2023 3:05:44 AM	4710395	18-02-2023	192332
3	<input type="checkbox"/>	2042948076	Jun 5, 2023 3:05:18 AM	4708180	18-02-2023	107256
4	<input type="checkbox"/>	2042943859	Jun 5, 2023 3:04:41 AM	4703486	18-02-2023	320220
5	<input type="checkbox"/>	2042936578	Jun 5, 2023 3:04:25 AM	4696408	17-02-2023	1926810
6	<input type="checkbox"/>	2042920053	Jun 5, 2023 3:06:19 AM	4677695	16-02-2023	1641042
7	<input type="checkbox"/>	2042913837	Jun 5, 2023 3:05:40 AM	4670999	16-02-2023	298502
8	<input type="checkbox"/>	2042913042	Jun 5, 2023 3:05:43 AM	4670163	16-02-2023	592981
9	<input type="checkbox"/>	2042907337	Jun 5, 2023 3:05:10 AM	4663915	16-02-2023	299180

\*You can select maximum 10 challans at a time.

[Back](#)   [Confirm Challan](#)

5. Check challans on confirmation screen and click “Pay Now” to proceed.

**ice gate**  
Customs E-payment Gateway, CIC

Home

Logged in as SERCEN

**List of unpaid challans**

Identification Number : 0303025204      Location Code : Nhava Sheva SEA(INNSA1)

Document Type : BE

S.No.	Select	Challan No.	Challan Date	Document Number	Document Date	Total Amount
1	<input checked="" type="checkbox"/>	2042789180	Jun 5, 2023 3:13:28 AM	4535031	07-02-2023	86519
2	<input checked="" type="checkbox"/>	2042789146	Jun 5, 2023 3:13:28 AM	4534987	07-02-2023	22113

\*You can select maximum 10 challans at a time.

[Back](#)   [Confirm Challan](#)

6. Click “Net Banking” in mode of payment. Choose “IDBI Bank” from bank list and proceed to make payment from IDBI Bank Net Banking.

Mode of payment      Total Duty : 15085.00

Pay Using Net Banking

NEFT

RTGS

Net Banking

ECL Wallet

IDBI BANK     KOTAK BANK     Indian Overseas Bank     Union Bank of India


Karur Vysya Bank     SOUTH INDIAN Bank     AXIS BANK     Bank of Baroda

UCCEBANKING     Karnataka BANK

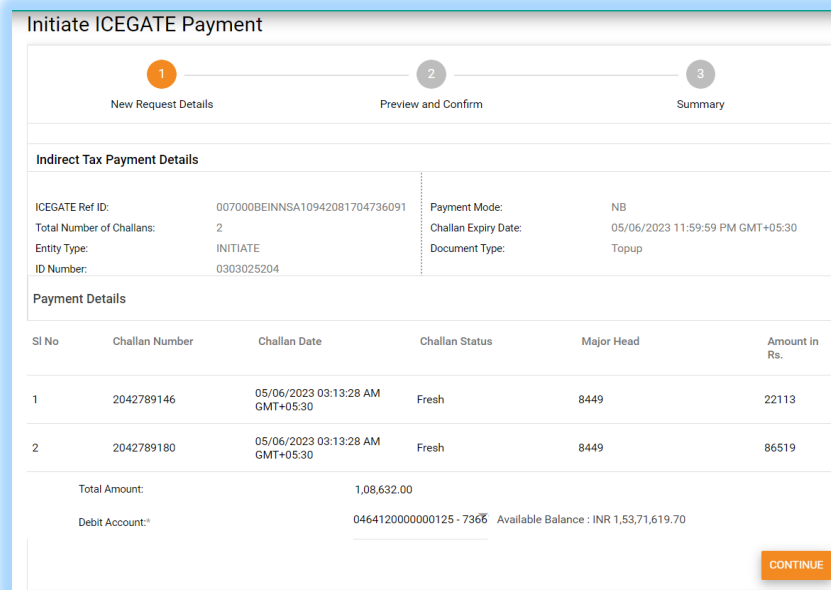
7. Click “Corporate Net Banking”.



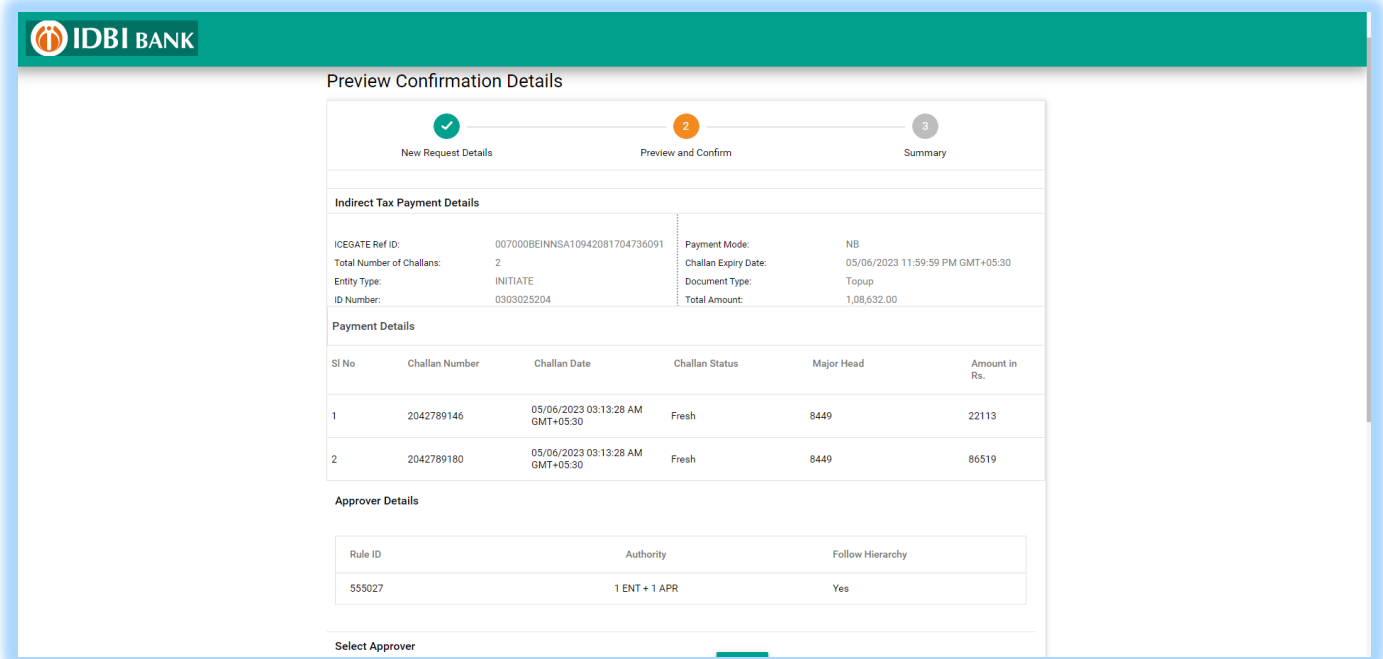
8. Enter corporate net banking login credentials.



9. Select Debit Account from dropdown and click “Continue”.



10. For multi-level authorization (maker-checker), select rule id and in case of “select approver”:
  - a. Select approver by clicking on Lookup and select a particular approver from list. Only this particular approver will be able to see this transaction in his/her approval queue.
  - b. Do not select approver and leave “Select User” space blank. All the approvers as per rule/setup will be able to see this transaction in his/her approval queue. Anyone of the approvers will be able to approve the transaction.
  
11. Enter transaction password and click on Submit.



**Preview Confirmation Details**

Progress: 1. New Request Details (✓) | 2. Preview and Confirm (●) | 3. Summary (●)

**Indirect Tax Payment Details**

ICEGATE Ref ID:	007000BEINNSA10942081704736091	Payment Mode:	NB
Total Number of Challans:	2	Challan Expiry Date:	05/06/2023 11:59:59 PM GMT+05:30
Entity Type:	INITIATE	Document Type:	Topup
ID Number:	0303025204	Total Amount:	1,08,632.00

**Payment Details**

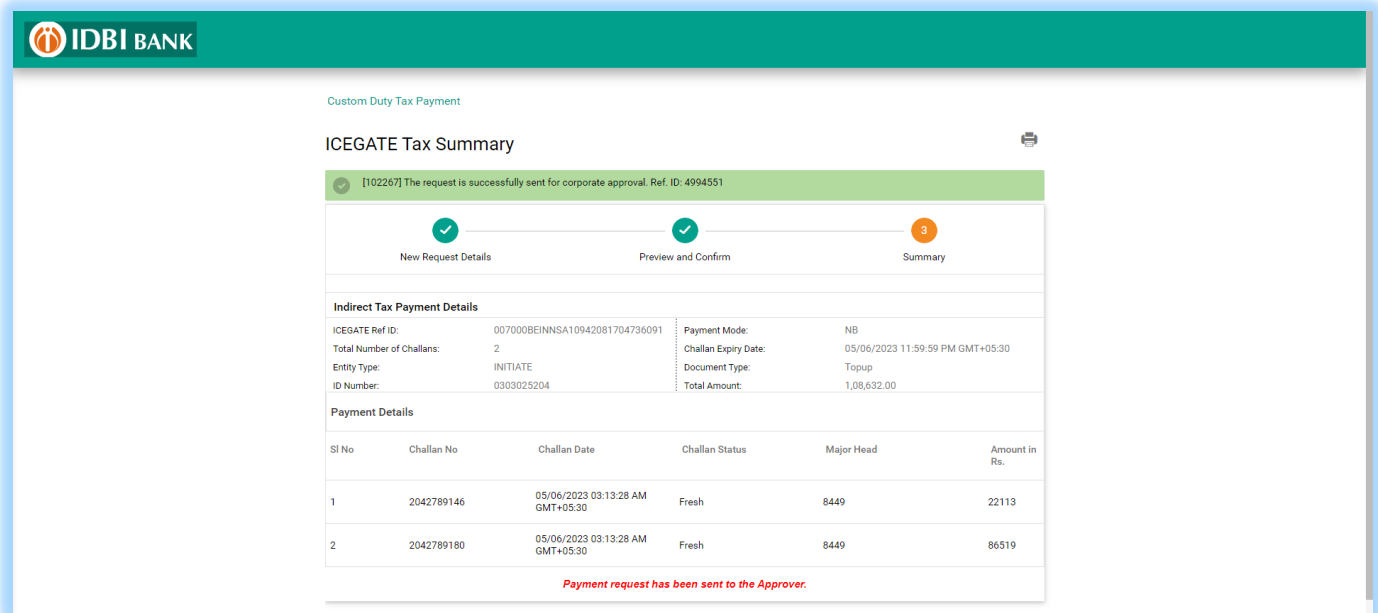
Sl No	Challan Number	Challan Date	Challan Status	Major Head	Amount in Rs.
1	2042789146	05/06/2023 03:13:28 AM GMT+05:30	Fresh	8449	22113
2	2042789180	05/06/2023 03:13:28 AM GMT+05:30	Fresh	8449	86519

**Approver Details**

Rule ID	Authority	Follow Hierarchy
555027	1 ENT + 1 APR	Yes

Select Approver

12. Do not close/refresh the webpage, as redirection to ICEGATE portal will occur.
  - a. For single authorization corporate user, payment will be completed here.
  - b. For multi-level authorization (maker-checker), payment request will be sent to approver.



Custom Duty Tax Payment

ICEGATE Tax Summary

[102267] The request is successfully sent for corporate approval. Ref. ID: 4994551

Progress: New Request Details (1) | Preview and Confirm (2) | Summary (3)

**Indirect Tax Payment Details**

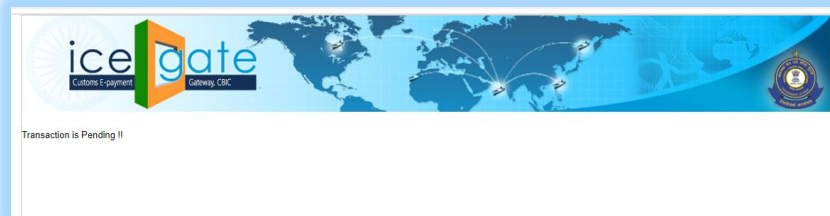
ICEGATE Ref ID:	007000BEINNSA10942081704736091	Payment Mode:	NB
Total Number of Challans:	2	Challan Expiry Date:	05/06/2023 11:59:59 PM GMT+05:30
Entity Type:	INITIATE	Document Type:	Topup
ID Number:	0303025204	Total Amount:	1,08,632.00

**Payment Details**

Sl No	Challan No	Challan Date	Challan Status	Major Head	Amount in Rs.
1	2042789146	05/06/2023 03:13:28 AM GMT+05:30	Fresh	8449	22113
2	2042789180	05/06/2023 03:13:28 AM GMT+05:30	Fresh	8449	86519

*Payment request has been sent to the Approver.*

13. For single authorization corporate user, payment receipt maybe downloaded either from ICEGATE portal or Net Banking. For multi-level authorization (maker-checker), transaction status will be pending.



14. The transaction initiator (maker id) can go to Menu > Approval Queue > View approval queue, select the transaction record and scroll down at page bottom, click More Actions to:  
 Recall - Delete the transaction.  
 Update Next Approver - Change the next approver and assign the transaction to another approver.




4992254 GST GSTN Payments 22060800000491 INR 1,604.00 29/06/2022 USER1 Pending for Corporate Approval

Page Number GO Page 1 of 2 < >


More Actions: Type to search [OK] [APPROVE] [REJECT]

- Type to search
- Recall
- Update Next Approver

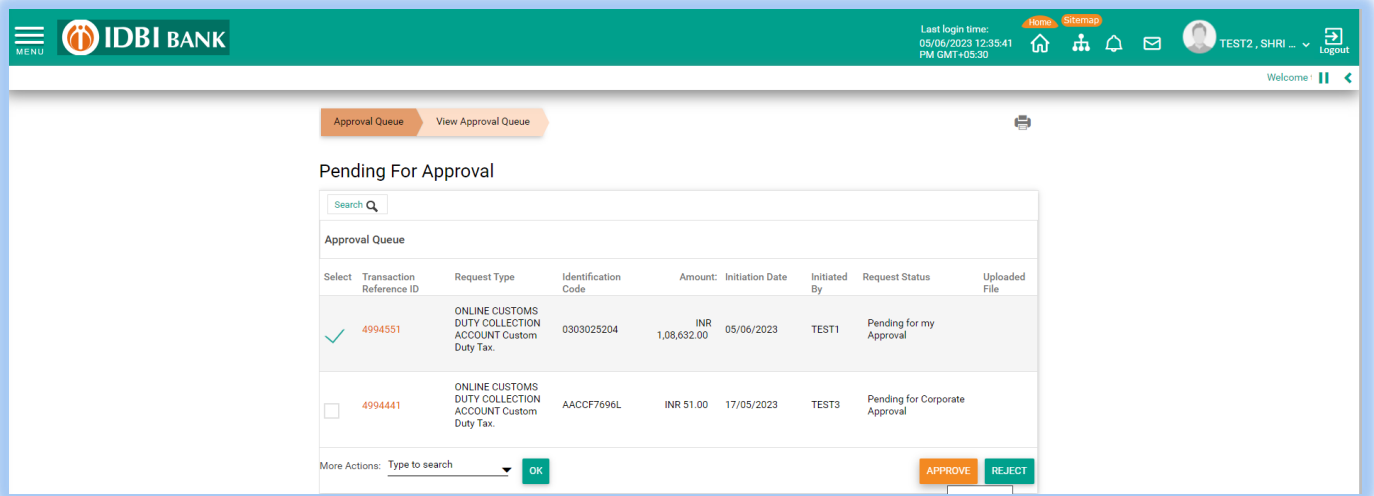
15. Approver opens IDBI Bank Corporate Banking Login Page. Enter Corporate ID/User ID and click on Continue to login.



16. Enter login password and click on login.



17. Click Menu >Approval Queue> View Approval Queue. Use search option to retrieve transaction. Tick checkbox of the transaction to be approved & click on Approve. The approver may click on transaction reference id of the transaction record to view details.



Approval Queue View Approval Queue

Pending For Approval

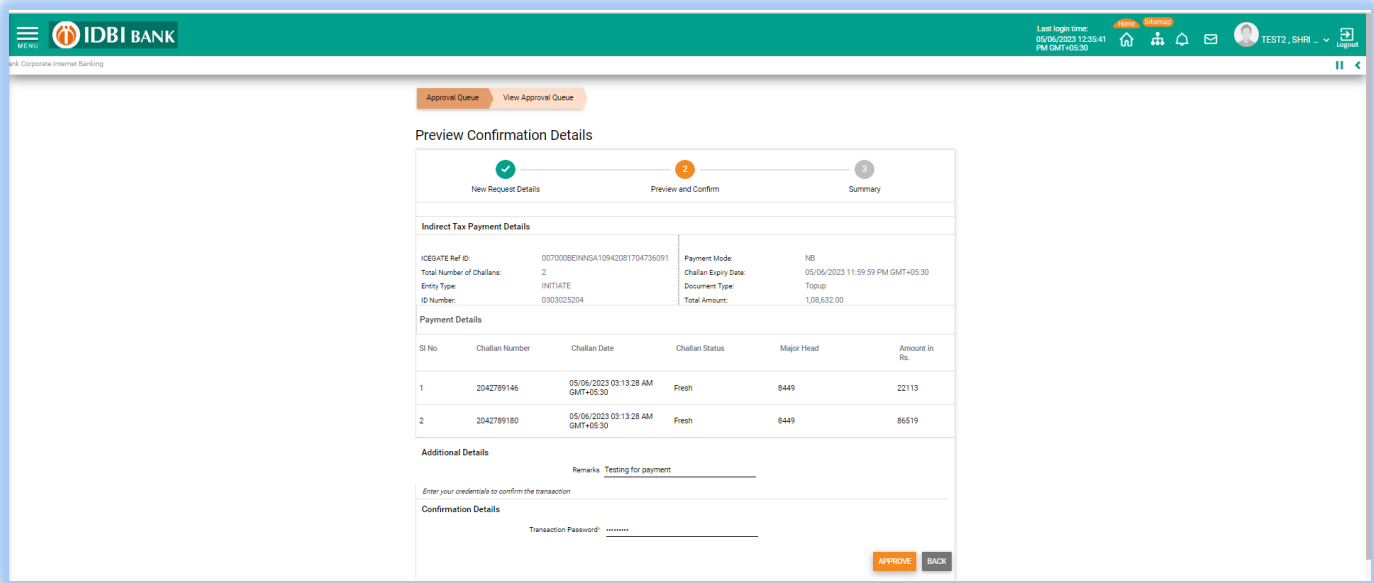
Search Q

Approval Queue

Select	Transaction Reference ID	Request Type	Identification Code	Amount:	Initiation Date	Initiated By	Request Status	Uploaded File
<input checked="" type="checkbox"/>	4994551	ONLINE CUSTOMS DUTY COLLECTION ACCOUNT Custom Duty Tax.	0303025204	INR 1,08,632.00	05/06/2023	TEST1	Pending for my Approval	
<input type="checkbox"/>	4994441	ONLINE CUSTOMS DUTY COLLECTION ACCOUNT Custom Duty Tax.	AACCF7696L	INR 51.00	17/05/2023	TEST3	Pending for Corporate Approval	

More Actions: Type to search

18. Enter transaction password and click Approve.



Approval Queue View Approval Queue

Preview Confirmation Details

1 2 3  
New Request Details Preview and Confirm Summary

Indirect Tax Payment Details

ICEGATE Ref ID: 0070008EINNISA10942081704736091 Payment Mode: NB  
 Total Number of Challans: 2 Challan Expiry Date: 05/06/2023 11:59:59 PM GMT+05:30  
 Entry Type: INITIATE Document Type: Topup  
 ID Number: 0303025204 Total Amount: 1,08,632.00

Payment Details

Sl No	Challan Number	Challan Date	Challan Status	Major Head	Amount in Rs.
1	2042799146	05/06/2023 03:13:28 AM GMT+05:30	Fresh	8449	22115
2	2042799180	05/06/2023 03:13:28 AM GMT+05:30	Fresh	8449	86619

Additional Details

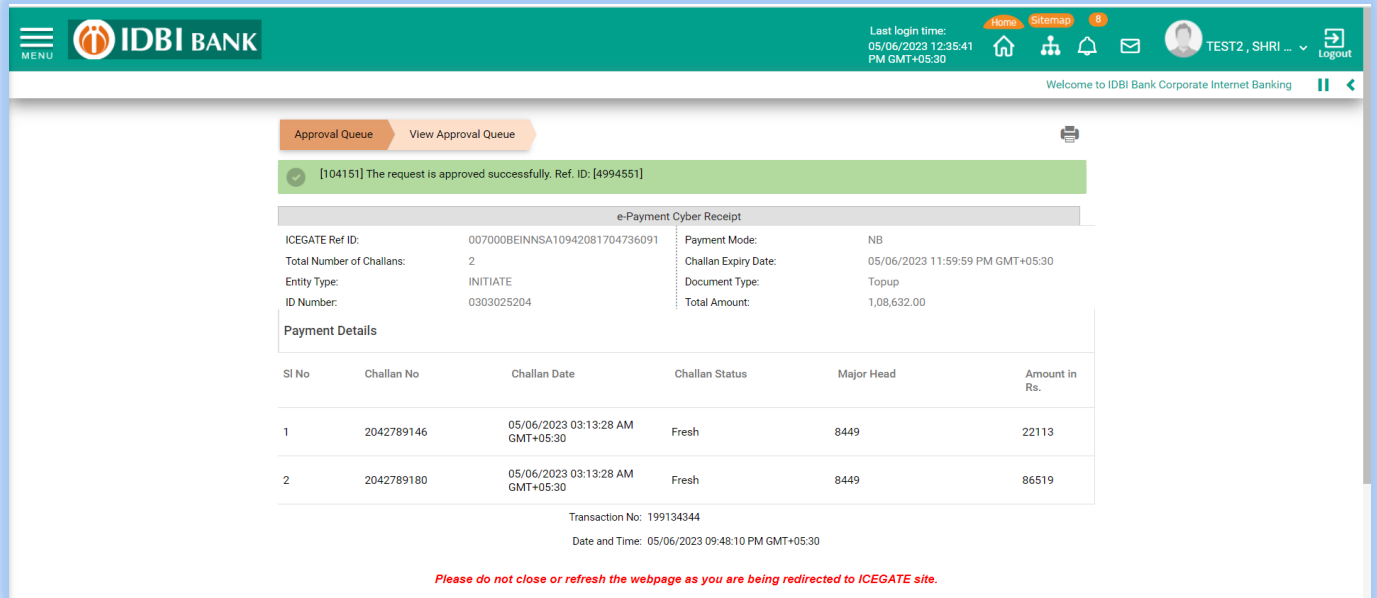
Remarks: Testing for payment

Enter your credentials to confirm the transaction

Confirmation Details

Transaction Password:

19. Do not close or refresh the webpage as it will redirect to ICEGATE portal. For redirection to be happen user to enable “Sites can send pop-ups and use redirects” in Chrome browser through setting>Privacy & Security>Site Settings>Pop-ups & redirects



Approval Queue View Approval Queue

[104151] The request is approved successfully. Ref. ID: [4994551]

e-Payment Cyber Receipt

ICEGATE Ref ID:	007000BEINNSA10942081704736091	Payment Mode:	NB
Total Number of Challans:	2	Challan Expiry Date:	05/06/2023 11:59:59 PM GMT+05:30
Entity Type:	INITIATE	Document Type:	Topup
ID Number:	0303025204	Total Amount:	1,08,632.00

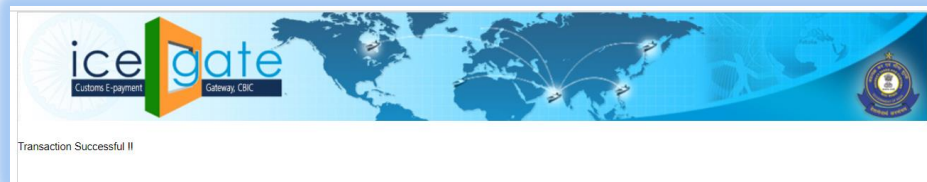
Payment Details

SI No	Challan No	Challan Date	Challan Status	Major Head	Amount in Rs.
1	2042789146	05/06/2023 03:13:28 AM GMT+05:30	Fresh	8449	22113
2	2042789180	05/06/2023 03:13:28 AM GMT+05:30	Fresh	8449	86519

Transaction No: 199134344  
Date and Time: 05/06/2023 09:48:10 PM GMT+05:30

*Please do not close or refresh the webpage as you are being redirected to ICEGATE site.*

20. Tax payment is completed.



21. Challan can be generated from ICEGATE portal and IDBI Bank Net Banking.

- Challan generation from ICEGATE portal - Visit <https://cbicpay.icegate.gov.in/iceepay/enquiry>, fill in the details and proceed to view/download challan payment status/receipt.
- Challan generation from IDBI Bank Net Banking - Log into Corporate Net Banking. Go to Menu > Tax > Customs Challans and search to download challan receipt.

\*\*\*\*\*